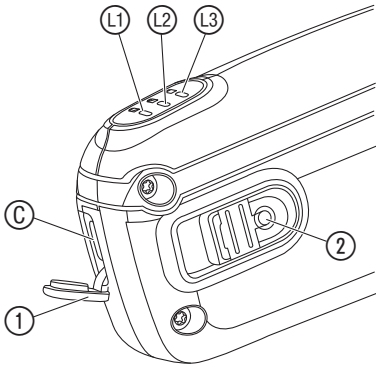
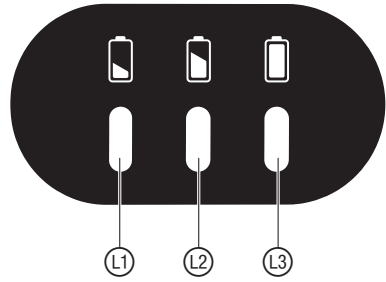
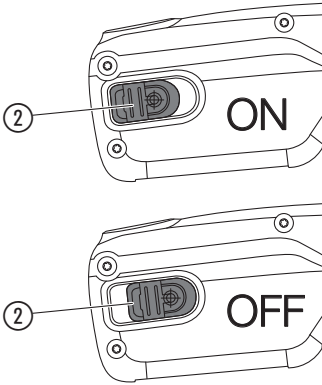
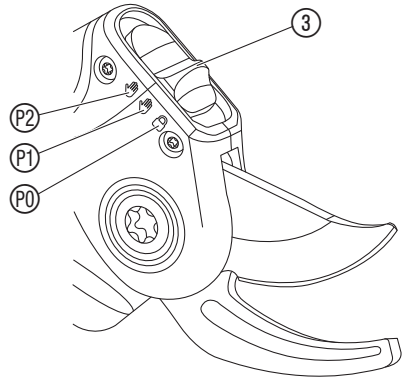
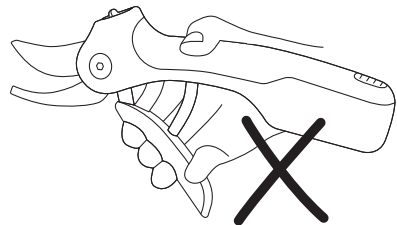
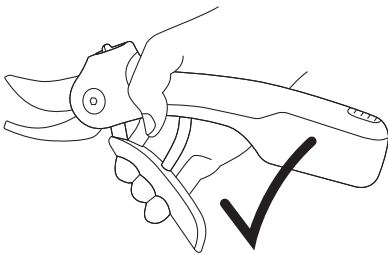


AssistCut
Art. 12222

A**B****C****D****E**

1. SAFETY	13
2. OPERATION	16
3. MAINTENANCE	17
4. STORAGE	17
5. TROUBLESHOOTING	18
6. TECHNICAL DATA	19
7. ACCESSORIES	19
8. SERVICE/WARRANTY	19

have been given supervision or instruction concerning use of the product by a person responsible for their safety. Children should be supervised to ensure that they do not play with the product. The use of this product by young people under the age of 16 is not recommended.

Intended use:

The **GARDENA AssistCut** is intended to cut branches and plants with a diameter up to 25 mm, in private domestic gardens and allotments.

The product is not intended for continuous operation.

Translation of the original instructions.



This product is not intended for use by persons (including children) with reduced physical, sensory or mental capabilities, or lack of experience and knowledge, unless they

1. SAFETY

IMPORTANT!

Read the operator's manual carefully before use and keep for future reference.

Symbols on the product:



Read operator's manual.



Danger – Keep hands away from blade.



Do not expose to rain.

General safety warnings

General machine safety warnings:



WARNING!

Read all safety warnings, instructions, illustrations and specifications provided with this machine.

Failure to follow the warnings and instructions may result in electric shock, fire and / or serious injury.

Save all warnings and instructions for future reference. The term "machine" in the warnings refers to your mains operated (corded) machine or battery operated (cordless) machine.

1) Work area safety

- a) **Keep work area clean and well lit.** Cluttered or dark areas invite accidents.
- b) **Do not operate machines in explosive atmospheres, such as in the presence of flammable liquids, gases or dust.** Machines create sparks which may ignite the dust or fumes.

c) **Keep children and bystanders away while operating a machine.** Distractions can cause you to lose control.

2) Electrical safety

a) **Machine plugs must match the outlet. Never modify the plug in any way. Do not use any adaptor plugs with earthed (grounded) machines.**

Unmodified plugs and matching outlets will reduce risk of electric shock.

b) **Avoid body contact with earthed or grounded surfaces, such as pipes, radiators, ranges and refrigerators.** There is an increased risk of electric shock if your body is earthed or grounded.

c) **Do not expose machines to rain or wet conditions.** Water entering a machine will increase the risk of electric shock.

d) **Do not abuse the cord. Never use the cord for carrying, pulling or unplugging the machine. Keep cord away from heat, oil, sharp edges or moving parts.** Damaged or entangled cords increase the risk of electric shock.

e) **When operating a machine outdoors, use an extension cord suitable for outdoor use.** Use of a cord suitable for outdoor use reduces the risk of electric shock.

f) **If operating a machine in a damp location is unavoidable, use a residual current device (RCD) protected supply.** Use of an RCD reduces the risk of electric shock.

3) Personal safety

a) **Stay alert, watch what you are doing and use common sense when operating a machine. Do not use a machine while you are tired or under the influence of drugs, alcohol or medication.** A moment of inattention while operating machines may result in serious personal injury.

b) Use personal protective equipment. Always wear eye protection. *Protective equipment such as dust mask, non-skid safety shoes, hard hat, or hearing protection used for appropriate conditions will reduce personal injuries.*

c) Prevent unintentional starting. Ensure the switch is in the off-position before connecting to power source and/or battery pack, picking up or carrying the machine.

Carrying machines with your finger on the switch or energising machines that have the switch on invites accidents.

d) Remove any adjusting key or wrench before turning the machine on. *A wrench or a key left attached to a rotating part of the machines may result in personal injury.*

e) Do not overreach. Keep proper footing and balance at all times. *This enables better control of the machine in unexpected situations.*

f) Dress properly. Do not wear loose clothing or jewellery. Keep your hair, clothing and gloves away from moving parts. *Loose clothes, jewellery or long hair can be caught in moving parts.*

g) If devices are provided for the connection of dust extraction and collection facilities, ensure these are connected and properly used. *Use of dust collection can reduce dust-related hazards.*

h) Do not let familiarity gained from frequent use of machines allow you to become complacent and ignore tool safety principles. *A careless action can cause severe injury within a fraction of a second.*

4) Machine use and care

a) Do not force the machine. Use the correct machine for your application. *The correct machine will do the job better and safer at the rate for which it was designed.*

b) Do not use the machine if the switch does not turn it on and off. *Any machine that cannot be controlled with the switch is dangerous and must be repaired.*

c) Disconnect the plug from the power source and/or the battery pack from the machine before making any adjustments, changing accessories, or storing machines.

Such preventive safety measures reduce the risk of starting the machine accidentally.

d) Store idle machines out of the reach of children and do not allow persons unfamiliar with the machine or these instructions to operate the machine. *Machines are dangerous in the hands of untrained users.*

e) Maintain machines. Check for misalignment or binding of moving parts, breakage of parts and any other condition that may affect the machine's operation. If damaged, have the machine repaired before use. *Many accidents are caused by poorly maintained machines.*

f) Keep cutting tools sharp and clean. *Properly maintained cutting tools with sharp cutting edges are less likely to bind and are easier to control.*

g) Use the machine, accessories and tool bits etc. in accordance with these instructions, taking into account the working conditions and the work to be performed. *Use of the machine for operations*

different from those intended could result in a hazardous situation.

h) Keep handles and grasping surfaces dry, clean and free from oil and grease.

Slippery handles and grasping surfaces do not allow for safe handling and control of the machine in unexpected situations.

5) Battery tool use and care

a) Recharge only with the charger specified by the manufacturer.

A charger that is suitable for one type of battery pack may create a risk of fire when used with another battery pack.

b) Use machine only with specifically designated battery packs.

Use of any other battery packs may create a risk of injury and fire.

c) When battery pack is not in use, keep it away from other metal objects, like paper clips, coins, keys, nails, screws or other small metal objects, that can make a connection from one terminal to another. *Shorting the battery terminals together may cause burns or a fire.*

d) Under abusive conditions, liquid may be ejected from the battery; avoid contact. If contact accidentally occurs, flush with water. If liquid contacts eyes, additionally seek medical help. *Liquid ejected from the battery may cause irritation or burns.*

e) Do not use a battery pack or tool that is damaged or modified. *Damaged or modified batteries may exhibit unpredictable behavior resulting in fire, explosion or risk of injury.*

f) Do not expose a battery pack or tool to fire or excessive temperature. *Exposure to fire or temperature above 130 °C may cause explosion.*

g) Follow all charging instructions and do not charge the battery pack or tool outside the temperature range specified in the instructions. *Charging improperly or at temperatures outside the specified range may damage the battery and increase the risk of fire.*

6) Service

a) Have your machine serviced by a qualified repair person using only identical replacement parts. *This will ensure that the safety of the machine is maintained.*

b) Never service damaged battery packs. *Service of battery packs should only be performed by the manufacturer or authorized service providers.*

Additional safety warnings


Battery safety



Read all the safety and general instructions.

Failure to observe the safety and general instructions may result in electric shock, fire and/or serious injury.

Store these instructions in a safe place. Only use the charger if you can fully evaluate all functions and carry them out without restrictions, or if you have received corresponding instructions.

- **Supervise children during use, cleaning and maintenance.** This will ensure that children do not play with the charger.
- **The battery voltage must match the battery charging voltage of the charger. Do not charge any nonrechargeable batteries.** Otherwise there is a risk of fire and explosion.
-  **Do not expose the charger to rain or wet conditions.** Water entering a power tool will increase the risk of electric shock.
- **Keep the charger clean.** Dirt poses a risk of electric shock.
- **Always check the charger, cable and plug before use. Stop using the charger if you discover any damage. Do not open the charger yourself, and have it repaired only by a qualified specialist using only original replacement parts.** Damaged chargers, cables and plugs increase the risk of electric shock.
- **Do not operate the charger on an easily ignited surface (e.g. paper, textiles, etc.) or in a flammable environment.** There is a risk of fire due to the charger heating up during operation.
- **Do not operate the product while it is charging.**
- **Recharge only with the charger specified by the manufacturer.** A charger that is suitable for one type of battery pack may create a risk of fire when used with another battery pack.
- **The battery is supplied partially charged.** To ensure full battery capacity, fully charge the battery in the charger before using your power tool for the first time.
- **In case of damage and improper use of the battery, vapours may be emitted. The battery can set alight or explode.** Ensure the area is well ventilated and seek medical attention should you experience any adverse effects. The vapours may irritate the respiratory system.
- **If used incorrectly or if the battery is damaged, flammable liquid may be ejected from the battery. Contact with this liquid should be avoided. If contact accidentally occurs, rinse off with water. If the liquid comes into contact with your eyes, seek additional medical attention.** Liquid ejected from the battery may cause irritation or burns.
- **If the battery is damaged liquid can be ejected and cover nearby surfaces. Check affected parts.** Clean these parts or change them if necessary.
- **Never service damaged battery packs.** Service of battery packs should only be performed by the manufacturer or authorized service providers.
- **Protect the battery against heat, e.g. against continuous intense sunlight, fire, dirt, water and moisture.** There is a risk of explosion and short-circuiting.
- **Only operate and store the battery at an ambient temperature between -20 °C and +50 °C.** Do not leave the battery in your car in the summer, for example. At temperatures of <0 °C some devices may experience a loss of power.

- **Only charge the rechargeable battery with a USB cable at an ambient temperature which is between 0 °C und +45 °C.** Charging outside of this temperature range can increase the risk of damage to the battery and pose a fire hazard.

Electrical safety



DANGER! Cardiac arrest!

This product makes an electromagnetic field while it operates. This field may under some conditions interfere with active or passive medical implants. To decrease the risk of conditions that can possibly injure or kill, we recommend persons with medical implants to speak with their physician and the medical implant manufacturer before you operate the product.

Observe the safety notes and instructions for the plug-in charger.

Keep the product away from strong external magnetic fields.

Thoroughly inspect the area where the product is to be used and remove all wires and other foreign objects.

Before using the product and after any impact, check for signs of wear or damage and repair as necessary.

If the product can no longer be switched off in the event of a defect, place the product on a solid surface and monitor it until the battery is empty.

In the event of a defect, lock the product.

Send the defective product to our GARDENA Service Centre.

Never attempt to use an incomplete product or one with an unauthorised modification.

Stop the product if the product starts to vibrate abnormally. Check immediately. Excessive vibration can cause injury.

Do not use the product nearby a water.

Do not operate next to swimming pools or garden ponds.

Personal safety



DANGER! Risk of suffocation!

Small parts can be easily swallowed. There is also a risk that the polybag can suffocate toddlers. Keep toddlers away when you assemble the product.

Never operate the product in an awkward posture. This may cause serious injury.

Keep your free hand away from the cutting area. Never touch the blades. They are very sharp and you may cut yourself.

You need to know how to turn this product off immediately at any time in the event of an emergency.

Avoid contact to the oil of the blade in particular when you react allergic with it.

Only work in the daylight or when visibility is good.

Check your product before each use. Always visually inspect your product before each use.

Check the shear before usage.

Keep the blade well maintained.

If the product got hot during operation, let it cool down before storage.

Do not overload the product.

Always wear suitable clothing, protective gloves, and stout shoes.

Do not work on slippery underground.

Be careful when working with the product on a ladder: Danger of distraction could lead to a fall.

2. OPERATION



DANGER! Risk of physical injury!
Cut injury when the product starts accidentally.

→ **Close the handles, lock the blade and turn off the product before you transport the product.**

To charge the battery [Fig. A/B]:



CAUTION!

→ **Note the mains voltage!** The voltage of the power source must match the voltage specified on the rating plate of the charger.

The 5 V power supply unit with USB socket is not included. To use the AssistCut, you need a USB power supply unit (5 V) with certified/country-specific standard approvals.

To achieve the full charging speed and shortest charging time, a 2 A power supply unit is recommended. A USB power supply unit with lower current will extend the charging time.

The battery is delivered partially charged. To ensure the full performance of the battery, fully charge the battery before the first use.

The AssistCut does not function while charging.

1. Open the dust cap ①.
2. Plug the supplied USB-C charging cable into the charging socket ⑥.
3. Plug the USB-C charging cable into the power supply unit.
4. Connect the power supply unit into a mains socket.

The battery is charging. The green LEDs (①, ② and ③) indicate the current charging progress.

When the battery is fully charged, all 3 LEDs (①, ② and ③) light green for 5 minutes.

5. Close the dust cap ①.

When the battery is fully charged, the AssistCut assists up to 1400 cuts.

Battery charging indicator [Fig. B]:

Battery charging indicator during charging:

100 % charged	①, ② and ③ illuminate (for 5 min.)
67 – 99 % charged	① and ② illuminate, ③ flashes
34 – 66 % charged	① illuminates, ② flashes
0 – 33 % charged	① flashes

Battery charging indicator during switch on (for 5 sec.):

67 – 100 % charged	①, ② and ③ illuminate
34 – 66 % charged	① and ② illuminate
2 – 33 % charged	① illuminates
1 % charged	① flashes

To switch on/off the AssistCut [Fig. C/D/E]:

To switch on:

The product is provided with 2 safety devices (ON/OFF switch ② and interlock ③) to prevent the product from being turned on by accident.

1. Grip the AssistCut at the front of the handles and slide the **ON/OFF** switch ② backwards to the **ON** position.
(Do not grip the AssistCut towards the back of the handles or with finger(s) between the handles).
2. Slide the interlock ③ backwards to an unlocked position ①/②.
The lower handle opens and the AssistCut is ready for use.

To switch off:

1. Push the handles together and slide the interlock ③ forward to the locked position ③.
2. Slide the **ON/OFF** switch ② forward to the **OFF** position.

If the AssistCut is not used for 6 minutes, it switches off automatically. To switch it on again,

the **ON/OFF** switch ② must first be switched off and then on again.

Battery supported Secateurs:

The AssistCut provides power-assisted cutting. It is operated like a pair of manual secateurs and cuts small branch diameters without power assistance. For larger branch diameters, the integrated motor switches on for power assistance. Noise development while power-assisted cutting is active, is normal. Power-assist feature is only active as long as gripping force is exerted on the handles. If no force is exerted onto the handles, the AssistCut stops.

2-stage opening width of the handles [Fig. D]:

The interlock ③ has 3 settings:

- | | |
|-----------|---------------------------------------|
| P0 | AssistCut is locked |
| P1 | First opening width for smaller hands |
| P2 | Second opening width for larger hands |

Tips to use the AssistCut:

- Never cut too close to the stem so the wound can heal properly.
- Always make the cut about 8 mm from the bud.
- The cut should slope away from the bud so the rain can run off.
- If you remove an entire stem, cut back to the point where it branched.
- Never push the blade of the AssistCut into the ground to cut root suckers.
- Cut branches one by one.
- Remove overcrowds or crossing stems.
- Remove thin or weak growth.
- Always remove dead, damaged and diseased branches.

3. MAINTENANCE



DANGER! Risk of physical injury!
Cut injury when the product starts accidentally.

→ Close the handles, lock the blade, turn off the product and use gloves before you maintain the product.

→ Do not clean the product with water or with a water jet (in particular high-pressure water jet).

→ Do not clean with chemicals including petrol or solvents. Some can destroy critical plastic parts.

To clean the AssistCut:



DANGER! Risk of physical injury!
Risk of injury and risk of damage to the product.

1. Clean the AssistCut with a damp cloth.
2. Spray the blade with the **GARDENA Cleaning Spray, Art. 2366**.
Avoid contact of the oil with the plastic parts.

4. STORAGE

To put into storage:

The product must be stored away from children.

1. Slide the **ON/OFF** switch ② forward to the **OFF** position.
2. Charge the battery.
3. Clean the AssistCut (see 3. MAINTENANCE).
4. Store the AssistCut in a dry, enclosed and frost-free place.

Disposal:

(in accordance with RL2012/19/EC/
S.I. 2013 No. 3113)



The product must not be disposed of to normal household waste. It must be disposed of in line with local environmental regulations.

IMPORTANT!

→ Dispose of the product through or via your municipal recycling collection centre.

Disposal of the battery:



The GARDENA battery contains lithium-ion cells that should not be disposed of with normal household waste at the end of its life.

1. If you have any questions regarding the removal of the battery, please contact the GARDENA Service.
2. Dispose of the batteries through or via your municipal recycling collection centre.

IMPORTANT!

The battery may only be removed by qualified personnel.

5. TROUBLESHOOTING



DANGER! Risk of physical injury!
Cut injury when the product starts accidentally.

→ **Close the handles, lock the blade, turn off the product and use gloves before you troubleshoot the product.**

Problem	Possible Cause	Remedy
AssistCut can no longer be stopped	Lower handle is jammed.	→ Switch off the AssistCut. And see 1. SAFETY.
AssistCut stops while cutting	Not enough pressure on the handles.	→ Hold the handles with a firmer grip.
	Branch is too hard.	→ Check the charge level for max. power assistance and cut again.
Runtime too low	Blade is soiled.	→ Clean the blade.
AssistCut does not start or stops. All 3 LEDs are flashing green [Fig. B]	Battery is completely empty.	→ Charge the battery.
	Battery temperature is outside the permissible temperature range.	→ Wait until the battery temperature is between 0 °C – +45 °C again.
AssistCut does not start or stops. LED ① and ③ are flashing green [Fig. B]	Product is defective.	→ Contact the GARDENA Service.



NOTE: For any other malfunctions please contact the GARDENA service department. Repairs must only be done by GARDENA service departments or specialist dealers approved by GARDENA.

6. TECHNICAL DATA

<i>AssistCut</i>	Unit	Value (Art. 12222)
Max. branch diameter	mm	25
Max. cuts per battery charge		1400
Weight	g	500
Hand/arm vibration a_{vhw} ¹⁾	m/s ²	0.5
Uncertainty k_{vhw}		1.5
Max. battery voltage	V (DC)	3.7
Battery capacity	Ah	2
Number of cells (Li-Ion)		1

Measuring process complying with: ¹⁾ EN 62841-1



NOTE: The stated vibration emission value has been measured according to a standardised test procedure and can be used for comparison of one electric power tool with another. It can also be used for preliminary evaluation of exposure. The vibration emission value can vary during actual use of the electric power tool.

7. ACCESSORIES

GARDENA Cleaning Spray

Extends the life of the blade and maintains the battery life.

Art. 2366

8. SERVICE/WARRANTY

Service:

Please contact the address on the enclosed warranty card.

Warranty statement:

The warranty is only granted according to the warranty conditions printed on the enclosed warranty card.

Consumables:

The shear blades are consumables and are not included in the warranty.

DE Produkthaftung

Wir weisen ausdrücklich darauf hin, dass wir in Übereinstimmung mit dem Produkthaftungsgesetz nicht für Schäden haften, die durch unsere Produkte entstehen, wenn diese unsachgemäß und nicht durch einen von uns autorisierten Servicepartner repariert wurden oder wenn keine Original GARDENA Teile oder von uns zugelassene Teile verwendet wurden.

EN Product liability

In accordance with the German Product Liability Act, we hereby expressly declare that we accept no liability for damage incurred from our products where said products have not been properly repaired by a GARDENA-approved service partner or where original GARDENA parts or parts authorised by GARDENA were not used.

FR Responsabilité

Conformément à la loi relative à la responsabilité du fait des produits défectueux, nous déclarons expressément par la présente que nous déclinons toute responsabilité pour les dommages résultant de nos produits, si lesdits produits n'ont pas été correctement réparés par un partenaire d'entretien agréé GARDENA ou si des pièces d'origine GARDENA ou des pièces agréées GARDENA n'ont pas été utilisées.

NL Productaansprakelijkheid

Conform de Duitse wet inzake productaansprakelijkheid verklaren wij hierbij uitdrukkelijk dat wij geen aansprakelijkheid aanvaarden voor schade ontstaan uit onze producten waarbij deze producten niet zijn gerepareerd door een GARDENA-erkende servicepartner of waarbij geen originele GARDENA-onderdelen of onderdelen die door GARDENA zijn goedgekeurd zijn gebruikt.

SV Produktsvar

I enlighet med tyska produktansvarslagar förklarar vi härmed uttryckligen att vi inte åtar oss något ansvar för skador som orsakas av våra produkter där produkterna inte har genomgått korrekt reparation från en GARDENA-godkänd servicepartner eller där originaldelar från GARDENA eller delar godkända av GARDENA inte använts.

DA Produktsvar

I overensstemmelse med den tyske produktansvarslov erklærer vi hermed udtrykkeligt, at vi ikke påtager os noget ansvar for skader på vores produkter, hvis de pågældende produkter ikke er blevet repareret korrekt af en GARDENA-godkendt servicepartner, eller hvor der ikke er brugt originale GARDENA-reservedele eller godkendte reservedele fra GARDENA.

FI Tuotevastuu

Saksan tuotevastuulain mukaisesti emme ole vastuussa laitteiden vaurioista, jos korjauksia ei ole tehnyt GARDENAn hyväksymä huoltoliike tai jos niiden syyinä on muiden kuin alkuperäisten GARDENA-varaosien tai GARDENAn hyväksymien varaosien käyttö.

IT Responsabilità del prodotto

In conformità con la Legge tedesca sulla responsabilità del prodotto, con la presente dichiariamo espressamente che decliniamo qualsiasi responsabilità per danni causati dai nostri prodotti qualora non siano stati correttamente riparati presso un partner di assistenza approvato GARDENA o laddove non siano stati utilizzati ricambi originali o autorizzati GARDENA.

ES Responsabilidad sobre el producto

De acuerdo con la Ley de responsabilidad sobre productos alemana, por la presente declaramos expresamente que no aceptamos ningún tipo de responsabilidad por los daños ocasionados por nuestros productos si dichos productos no han sido reparados por un socio de mantenimiento aprobado por GARDENA o si no se han utilizado piezas originales GARDENA o piezas autorizadas por GARDENA.

PT Responsabilidade pelo produto

De acordo com a lei alemã de responsabilidade pelo produto, declaramos que não nos responsabilizamos por danos causados pelos nossos produtos, caso os tais produtos não tenham sido devidamente reparados por um parceiro de assistência GARDENA aprovado ou se não tiverem sido utilizadas peças GARDENA originais ou peças autorizadas pela GARDENA.

PL Odpowiedzialność za produkt

Zgodnie z niemiecką ustawą o odpowiedzialności za produkt, niniejszym wyraźnie oświadczamy, że nie ponosimy żadnej odpowiedzialności za szkody poniesione na skutek użytkowania naszych produktów, w przypadku gdy naprawa tych produktów nie była odpowiednio przeprowadzana przez zatwierdzonego przez firmę GARDENA partnera serwisowego lub nie stosowano oryginalnych części GARDENA albo części autoryzowanych przez tę firmę.

HU Termékszavatosság

A németországi termékszavatossági törvénnyel összhangban ezzel nyomatékosan kijelentjük, hogy nem vállalunk felelősséget a termékeinkben keletkezett olyan károkért, amelyek valamely GARDENA által jóváhagyott szervizpartner által nem megfelelően végzett javításból adódtak, vagy amely során nem eredeti GARDENA alkatrészeket vagy a GARDENA által jóváhagyott alkatrészeket használtak fel.

CS Odpovědnost za výrobek

V souladu s německým zákonem o odpovědnosti za výrobek tímto výslovně prohlašujeme, že nepřijímáme žádnou odpovědnost za poškození vzniklá na našich výrobcích, kdy zmíněné výrobky nebyly řádně opraveny schváleným servisním partnerem GARDENA nebo kdy nebyly použity originální náhradní díly GARDENA nebo náhradní díly autorizované společností GARDENA.

SK Zodpovednosť za produkt

V súlade s nemeckými právnymi predpismi upravujúcimi zodpovednosť za výrobok týmto výslovne prehlasujeme, že nenesieme žiadnu zodpovednosť za škody spôsobené našimi výrobkami, v prípade ktorých neboli náležité opravy vykonané servisným partnerom schváleným spoločnosťou GARDENA alebo neboli použité diely spoločnosti GARDENA alebo diely schválené spoločnosťou GARDENA.

EL Ευθύνη προϊόντος

Σύμφωνα με τον γερμανικό νόμο περί Ευθύνης για τα Προϊόντα, με το παρόν δηλώνουμε ρητώς ότι δεν αποδεχόμαστε καμία ευθύνη για τυχόν ζημιές που προκύπτουν από τα προϊόντα μας εάν αυτά δεν έχουν επισκευαστεί σωστά από κάποιον εγκεκριμένο συνεργάτη επισκευών της GARDENA ή εάν δεν έχουν χρησιμοποιηθεί αυθεντικά εξαρτήματα GARDENA ή εξαρτήματα εγκεκριμένα από την GARDENA.

SL Odgovornost proizvajalca

V skladu z nemškimi zakoni o odgovornosti za izdelke, izrecno izjavljajo, da ne sprejemamo nobene odgovornosti za škodo, ki jo povzročijo naši izdelki, če teh niso ustrezno popravili GARDENINI odobreni servisni partnerji ali pri tem niso bili uporabljeni originalni GARDENINI nadomestni deli ali GARDENINIMI homologiranimi nadomestnimi deli.

HR Pouzdanost proizvoda

Sukladno njemačkom zakonu o pouzdanosti proizvoda, ovime izričito izjavljujemo kako ne prihvaćamo nikakvu odgovornost za oštećenja na našim proizvodima nastala uslijed neispravnog popravka od strane servisnog partnera kojeg odobrava GARDENA ili uslijed nekorištenja originalnih GARDENA dijelova ili dijelova koje odobrava GARDENA.

RO Răspunderea pentru produs

În conformitate cu Legea germană privind răspunderea pentru produs, declarăm în mod expres prin prezentul document că nu acceptăm nicio răspundere pentru defecțiunile suferite de produsele noastre atunci când acestea nu au fost reparate în mod corect de un atelier de service partener, aprobat de GARDENA, sau când nu au fost utilizate piese GARDENA originale sau piese autorizate de GARDENA.

BG Отговорност за вреди, причинени от стоки

Съгласно германския Закон за отговорността за вреди, причинени от стоки, с настоящото изрично декларираме, че не носим отговорност за щети, причинени от нашите продукти, ако те не са били правилно ремонтирани от одобрен от GARDENA сервиз или ако не са използвани оригинални части на GARDENA или части, одобрени от GARDENA.

ET Tootevastutus

Vastavalt Saksamaa tootevastutusseadusele deklareerime kaesolevaga selgesõnaliselt, et me ei kannu mingisugust vastutust meie toodetest tingitud kahjude eest, kui need tooted ei ole korrektselt parandatud GARDENA heakskiidetud hoolduspartneri poolt või kui parandamisel ei ole kasutatud GARDENA originaalosi või GARDENA volitatud osi.

LT Gaminio patikimumas

Mes aiškiai pareiškiamo, kad, atsižvelgiant į Vokietijos gaminių patikimumo įstatymą, neprisiimame atsakomybės dėl bet kokios žalos, patirtos dėl mūsų gaminių, jeigu jie buvo netinkamai taisomi arba jų dalys buvo pakeistos neoriginaliomis GARDENA dalimis ar nepatvirtintomis dalimis, arba jeigu remonto darbai buvo atliekami ne GARDENA techninės priežiūros centro specialistų.

LV Atbildība par produkcijas kvalitāti

Saskaņā ar Vācijas likumu par atbildību par produkcijas kvalitāti ar šo mēs paziņojam, ka neuzņemamies atbildību par bojājumiem, kas radušies, lietojot mūsu izstrādājumus, kuru remontu nav veicis uzņēmuma GARDENA apstiprināts apkopes partneris vai kuru remontam netika izmantotas oriģinālās GARDENA detaļas vai detaļas, kuru lietošanu apstiprinājis uzņēmums GARDENA.

<p>DE EU-Konformitätserklärung</p> <p>Der Unterzeichnende bestätigt als Bevollmächtigter des Herstellers, der GARDENA Germany AB, PO Box 7454, S-103 92, Stockholm, Schweden, dass das (die) nachfolgend bezeichnete(n) Geräte(e) in der von uns in Verkehr gebrachten Ausführung die Anforderungen der harmonisierten EU-Richtlinien, EU-Sicherheitsstandards und produktspezifischen Standards erfüllt/erfüllen. Bei einer nicht mit uns abgestimmten Änderung des (der) Geräte(s) verliert diese Erklärung ihre Gültigkeit.</p>	<p>HU EU megfelelőségi nyilatkozat</p> <p>Az alulírott, a GARDENA Germany AB, Pf. 7454, S-103 92, Stockholm, Svédország megbízott minőségében megerősíti, hogy az átalunk aláírt kiviteltel forgalomba hozott, lent nevezett eszköz(ök) megfelel(nek) az unióis irányelvekkel összehangba hozott nemzeti előírások követelményeinek, az EU biztonsági szabványainak és a konkrét termékre vonatkozó szabványoknak. Az eszköz(ök)nek velünk nem egyeztetett módosítása esetén ez a nyilatkozat érvényét veszti.</p>
<p>EN EC Declaration of Conformity</p> <p>The undersigned hereby certifies as the authorized representative of the manufacturer, GARDENA Germany AB, PO Box 7454, S-103 92, Stockholm, Sweden, that, when leaving our factory, the unit(s) indicated below is/are in accordance with the harmonised EU guidelines, EU standards of safety and product specific standards. This certificate becomes void if the unit(s) is/are modified without our approval.</p>	<p>CS EU prohlášení o shodě</p> <p>Podepsaná osoba způsobilá výrobem GARDENA Germany AB, PO Box 7454, S-103 92, Stockholm, Švédsko potvrzuje, že v následujícím uvedený(-é) přístroj(-e) v provedení námi uvedeném na trh spĺňajú/splňujú požadavky smerníc EU, bezpečnostních norem EU a norem specifických pro výrobek. V prípade změny přístroje(-ú), která s námi nebyla dohodnuta, ztrácí toto prohlášení svou platnost.</p>
<p>FR Déclaration de conformité CE</p> <p>Le soussigné déclare, en tant que mandataire du fabricant, la GARDENA Germany AB, PO Box 7454, S-103 92, Stockholm, Suède, qu'à la sortie de ses usines le matériel nel désigné ci-dessous étaiit conforme aux prescriptions des directives européennes énoncées ci-après et conforme aux règles de sécurité et autres règles qui lui sont applicables dans le cadre de l'Union européenne. Toute modification portée sur ce(s) produit(s) sans l'accord express de notre part supprime la validité de ce certificat.</p>	<p>SK EU vyhlásenie o zhode</p> <p>Dotu podpísaný potvrdzuje, ako splnomocnený zástupca výrobcu, GARDENA Germany AB, PO Box 7454, S-103 92, Stockholm, Švédsko, že ďalej označené zariadenia/a vo vyhlásení uvedenom na trh spĺňajú/ú požiadavky harmonizačných smerníc EU, bezpečnostných štandardov EU a predpisov, špecifických pre dané výrobky. Pri zmene zariadenia/zariadení, ktorá nebola odsúhlasená našou spoločnosťou, stráca toto vyhlásenie platnosť.</p>
<p>NL EU-conformiteitsverklaring</p> <p>De ondergetekende bevestigt als gevolmachtigde van de fabrikant, GARDENA Germany AB, PO Box 7454, S-103 92, Stockholm, Zwen, dat het/ de onderstaand vermelde apparaat/apparaten in de door ons in de handel gebrachte uitvoering voldoet/voldoen aan de eisen van de geharmoniseerde EU-richtlijnen, EU-veiligheidsnormen en productspecifieke normen. Bij een niet met ons afgestemde verandering van het apparaat/de apparaten verliest deze verklaring haar geldigheid.</p>	<p>EL Δήλωση συμμόρφωσης ΕΕ</p> <p>Ο υπογεγραμμένος βεβαιώνει ως πληρεξούσος του κατασκευαστή, της εταιρείας GARDENA Germany AB, T.G. 7454, S-103 92, Στοκχόλμη, Σουηδία, ότι η (οι) παρακάτω αναφερόμενη(ες) συσκευή(ές) που τίθεται(ται) από εμάς σε κυκλοφορία πληροί/πληρούν(τι) τις απαιτήσεις των εναρμονισμένων οδηγιών της ΕΕ, πρωτότυπ ασφαλείας της ΕΕ και των ειδικών για το προϊόν πρωτότυπ. Σε περίπτωση τροποποίησης της (των) συσκευή(ών) χωρίς προηγούμενη συνηνόηση με την εταιρεία μας παύει να ισχύει η δήλωση.</p>
<p>SV EU-försäkran om överensstämmelse</p> <p>Undertecknad intygar som befulldäktigad företrädare för tillverkaren, GARDENA Germany AB, PO Box 7454, S-103 92, Stockholm, Sverige, att nedan angiven apparat/nedan angivna apparater i det utförande vi har släppt på marknaden, uppfyller fördringarna i de harmoniserade EU-direktiv, EU-säkerhetsstandarderna och de produktspecifika standarderna. Denna försäkran upphör att gälla vid en ändring av apparaten/apparaterna som inte har stämts av med oss.</p>	<p>SL Izjava EU o skladnosti</p> <p>Spodaj podpisani kot pooblaščenec proizvajalca GARDENA Germany AB, PO Box 7454, S-103 92, Stockholm, Švedska, potrjuje, da v nadaljevanju označene naprave v izvedbi, v kakršni smo jih dali v promet, izpolnjujejo zahteve uskladenih direktiv EU, varnostnega standarda EU in standardov, ki veljajo za posamezne izdelke. V primeru spremembe naprave, ki ni usklajena z nami, ta izjava neha veljati.</p>
<p>DA EU-overensstemmelseerklæring</p> <p>Underskriveren bekræfter som fuldmægtig for producenten, GARDENA Germany AB, PO Box 7454, S-103 92, Stockholm, Sverige, at det (de) efterfølgende betegnede apparat(er) i den af os markedsførte udførelse opfylder kravene i de harmoniserede EU-direktiver, EU-sikkerhedsstandarder og produktspecifikke standarder. Foretages en ændring af apparatet/apparatene, der ikke er aftalt med os, mister denne erklæring sin gyldighed.</p>	<p>HR EU izjava o sukladnosti</p> <p>Dojle potpisani kao opunomoćenik proizvođača, tvrtke GARDENA Germany AB, PO Box 7454, S-103 92, Stockholm, Švedska, potvrđujemo da nize navedeni uređaji(i) odgovarajuće izvedbe koje/kolje smo iznijeli na tržište ispunjavaju kriterije usklađenih direktiva EU i sigurnosnih standarda EU kao i standarda koji se tiču proizvoda. Ova izjava gubi valjanost u slučaju izmjena uređaja koje nisu prethodno ugovorene s nama.</p>
<p>FI EU-vaatimustenmukaisuusvakuutus</p> <p>Allakirjoittanut vahvistaa valmistajien, GARDENA Germany AB, PO Box 7454, S-103 92, Tukholma, Ruotsi, valtuuttamansa henkilönä, että seuraava laite täyttää/ seuraavat laitteet täyttävät meidän toimittamassamme yhdenmukaistettujen EU-direktiivien, EU-turvallisuusmääräysten ja tuotekohtaisten standardien vaatimukset. Laitteen/laitteiden muutoksissa, joista ei ole sovittu meidän kanssamme, menettää tämä selvitys voimassaolonsa.</p>	<p>RO Declarație de conformitate UE</p> <p>Semnatarul, in calitate de se împuternicit al producătorului GARDENA Germany AB, PO Box 7454, S-103 92, Stockholm, Suedia, confirmă că aparatul (aparatele) descrise în cele ce urmează, în execuție pusă de noi pe piață îndeplinesc (îndeplinesc) cerințele directivei/lor armonizate UE, ale standardelor de siguranță UE și ale standardelor specifice produsului. În cazul modificării fără aprobarea noastră prealabilă a aparatului (aparatoelor), acasă declarație își pierde valabilitatea.</p>
<p>IT Dichiarazione di conformità UE</p> <p>Il sottoscritto, in quanto soggetto autorizzato dal produttore, GARDENA Germany AB, PO Box 7454, S-103 92, Stoccolma, Svezia, dichiara che l'apparecchio/gli apparecchi di seguito denominato/i, nella versione da noi immessa in commercio, soddisfa/no i requisiti delle direttive UE armonizzate, degli standard di sicurezza europei e degli standard specifici per il prodotto. La presente dichiarazione perde di validità in caso di modifica dell'apparecchio/degli apparecchi non concordata con noi.</p>	<p>BG ЕС-Декларация за съответствие</p> <p>Допълнителният утвърждава като пълномощник на производителя GARDENA Germany AB, PO Box 7454, S-103 92, Стокхолм, Швеция, че по-долу описаният(ите) уред(и) във варианта на изпълнение пуснат от нас на пазара изпълнява/изпълняват изискванията на хармонизираните ЕС-директиви, ЕС-норми за безопасност и специфичните норми за продукта. В случай на промяна на уред(ите), която не е съгласувана с нас, тази декларация губи своята валидност.</p>
<p>ES Declaración de conformidad de la UE</p> <p>El firmante confirma, en calidad de apoderado del fabricante GARDENA Germany AB, PO Box 7454, S-103 92, Estocolmo (Suecia), que el/ los aparato(s) mencionado(s) a continuación cumple(n), en la versión lanzada al mercado por nuestra empresa, los requisitos de las directivas de la UE armonizadas, los estándares de seguridad de la UE y los estándares específicos del producto. La presente declaración perderá su validez si se modifica(n) el/ los aparato(s) sin previa aprobación por nuestra parte.</p>	<p>ET EL-I vastavusdeklaratsioon</p> <p>Allakirjutatu kinnitab tootja, GARDENA Germany AB, PO Box 7454, S-103 92, Stockholm, Rootsi, poolt valmistatud isikuna, et järgnevalt nimetatud seade (seadmed) täidab (täidavad) meie poolt turule toodud versiooni kujul harmoneeritud EL-i direktiivide, EL-i ohutusstandardite ja tootepõhiste standardite nõudised.</p> <p>Seadme (seadmete) meiega kooskõlastamata muudatuste tegemise korral kaotab käesolev deklaratsioon oma kehtivuse.</p>
<p>PT Declaração CE de Conformidade</p> <p>O abaixo-assinado, na qualidade de representante do fabricante, GARDENA Germany AB, PO Box 7454, S-103 92, Stockholm, Suécia, confirma que o(s) aparelho(s) a seguir designado(s) no modelo lançado por nós no mercado cumpre/cumprem os requisitos das diretivas UE harmonizadas, as normas de segurança UE e as normas específicas para estes produtos. Esta declaração perde a sua validade se forem realizadas alterações no(s) aparelho(s) sem o nosso consentimento.</p>	<p>LT ES atitikties deklaracija</p> <p>Pasirašantis, kaip gamintojo, GARDENA Germany AB, PO Box 7454, S-103 92, Stokholmas, Švedija, įgaliotasis atstovas patvirtina, kad žemiau nurodyto (-ų) prietaiso (-ų) modelio, kuris buvo pagaminti mūsų gamykloje, atitinka diramųjų ES direktyvų, ES saugumo standartus ir specifinius gamintojo standartus.</p> <p>Atlikus bet kokį pakeitimą (-ų) pakeitimą, kuris nėra suderintas su mumis, ši deklaracija praranda galiojimą.</p>
<p>PL Deklaracja zgodności UE</p> <p>Niżej podpisany potwierdza jako upoważniony przedstawiciel producenta, spółki GARDENA Germany AB, PO Box 7454, S-103 92, Stokholm, Szwecja, że określone poniżej urządzenie/-nia w wersji wprowadzonej przez nas do obrotu spełnia/-niaj wymogi harmonizowanych dyrektyw UE, norm bezpieczeństwa UE oraz norm dotyczących konkretnych produktów. Niniejsza deklaracja traci ważność w przypadku wprowadzania niezgodnych z nami zmian urządzenia/ń.</p>	<p>LV ES atbilstības deklarācija</p> <p>Zemā parakšiniejs persona kā rādītāja, uzņēmuma GARDENA Germany AB, PO Box 7454, S-103 92, Stokholma, Zviedrija, pilnvarotais pārstāvis apstiprina, ka tālāk norādītaj(-s) ierīcē(-s) izpildījumā, kādā mēs to (tās) esam laidīši tirgū, atbilst saskaņotajām ES direktīvajām, ES drošības standartiem un konkrētajām produktam noteiktajām standartiem.</p> <p>Ierīcē(-s) veicot ar mums nesaskaņotus izmaiņus, šī deklarācija zaudē savu spēku.</p>

EN UKCA Declaration of Conformity

The manufacturer: GARDENA Germany AB, PO Box 7454, S-103 92 Stockholm, Sweden hereby certifies, when leaving our factory, the unit(s) indicated below is/ are in accordance with the UK Regulations, designated standards of safety and product specific designated standards. This certificate becomes void if the units are modified without our approval.

Description of the Product: **Battery Shear**

Product type: **AssistCut**

Article Number: **12222**

UK regulations: **S.I. 2008/1597
S.I. 2016/1091
S.I. 2012/3032**

Designated Standards: **EN ISO 12100
EN 62841-1**

Authorised Representative: **Husqvarna UK Limited**

Deposited Documentation: **Preston Road,
Aycliffe,
County Durham
UK
DL5 6UP**

Aycliffe, 15.03.2022
Authorised Representative:



John Thompson
Director

Deutschland / Germany

GARDENA Manufacturing GmbH
Central Service
Hans-Lorenser-Straße 40
D-89079 Ulm
Produktfragen:
(+49) 731 490-123
Reparaturen:
(+49) 731 490-290
service@gardena.com
http://www.gardena.com

Albania

KRAFT SHPK
Autostrada Tirane-Durres
Km 7
1051 Tirane
Phone: (+355) 69 877 7821
info@kraft.al

Argentina

ROBERTO C. RUMBO S.R.L.
Predio Norlog
Lote 7
Benavidez, ZC: 1621
Buenos Aires
Phone: (+54) 11 5263-7862
ventas@rumbosrl.com.ar

Armenia

AES Systems LLC
Marshal Babajanyan Avenue 56/2
0022 Yerevan
Phone: (+374) 60 651 651
massohanyan@icloud.com

Australia

Husqvarna Australia Pty. Ltd.
Locked Bag 5
Central Coast BC
NSW 2252
Phone: (+ 61) (0) 2 4352 7400
customer.service@husqvarna.com.au

Austria / Österreich

Husqvarna Austria GmbH
Industriezeile 36
4010 Linz
Tel.: (+43) 732 77 01 01-485
service.gardena@husqvarnagroup.com

Azerbaijan

Proqres Xüsusi Firması
Aliyar Aliyev 212, Baku, Azerbaijan
Sales: +994 70 326 07 14
AfterSales: +994 77 326 07 14
www.progress-garden.az
info@progress-garden.az

Bahrain

M.H. Al-Mahroos
BUILDING 208, BLOCK 356,
ROAD 328
Salthiya
Phone: +973 1740 8090
almahroos@almahroos.com

Belarus / Беларусь

ООО «Мастер Гарден»
220118, г. Минск,
улица Шаранговича, дом 7а
Тел. (+375) 17 257 00 33
mg@mastergarden.by

Belgium

Husqvarna Belgium nv
Gardena Division
Leuvensteenweg 542
Planet II E
1930 Zaventem
België

Bosnia / Hercegovina

Silk Trade d.o.o.
Poslovna Zona Vila Br. 20
Phone: (+387) 61 165 593
info@silktrade.com.ba

Brazil

Nordtech Maquinas e Motores Ltd.
Avenida Juscelino Kubitschek de
Oliveira
Curitiba
3003 Brazil
Phone: (+55) 41 3595-9600
contato@nordtech.com.br
www.nordtech.com.br

Bulgaria

AGROLAND България АД
Бул. 8 Декември, № 13
Обръс 5
1700 Студентски град
София
Тел.: (+359) 24 66 6910
info@agroland.eu

Canada / USA

GARDENA Canada Ltd.
125 Edgeware Road
Unit 15 A
Brampton L6Y 0P5
ON, Canada
Phone: (+1) 905 792 93 30
gardena.customerservice@
husqvarnagroup.com

Chile

REPRESENTACIONES JCE S.A.
2286 Avenida General Oscar Bonilla
Concepcion
Phone: (+ 56) 2 2414 2600
contacto@jce.cl

China

Husqvarna (Shanghai)
Management Co., Ltd.
富世华 (上海) 管理有限公司
3F, Benq Square B,
No 207, Song Hong Rd.,
Chang Ning District,
Shanghai, PRC, 200335
上海市长宁区淞虹路207号明
基广场B座3楼, 邮编: 200335

Colombia

Equipos de Toyama Colombia SAS
Cra. 68 D No 25 B 86 Of. 618
Edificio Torre Central
Bogota
Phone: +57 (1) 703 9520 /
+57 (1) 703 9522
servicioalcliente@toyama.com.co
www.toyama.com.co

Costa Rica

Exim CIA Costa Rica
Calle 25A, B°. Montealegre
Zapote
San José
Costa Rica
Phone: (+506) 2221-5654 /
(+506) 2221-5659
eximcostarica@gmail.com

Croatia

Husqvarna Austria GmbH
Industriezeile 36
4010 Linz
Phone: (+43) 732 77 01 01-485
service.gardena@
husqvarnagroup.com

Cyprus

Pantelis Papadopoulos S.A.
92 Athinon Avenue
Athens
10442 Greece
Phone: (+30) 21 0519 3100
info@papadopoulos.com.gr

Czech Republic

Gardena
Service Center Vrbno
c/o Husqvarna
Manufacturing CZ s.r.o.
Jesenická 146
79326 Vrbno pod Prádemem
Phone: 800 100 425
servis@gardena.cz

Denmark

GARDENA DANMARK
Lejrvej 19, st.
3500 Værløse
Tel.: (+45) 70 26 47 70
husqvarna@husqvarna.dk
www.gardena.com/dk

Dominican Republic

BOSQUESA, S.R.L.
Carretera Santiago Licey
Km. 5 1/2
Esquina Copal II,
Santiago De Los Caballeros
51000 Dominican Republic
Phone: (+1) 809-562-0476
contacto@bosquesa.com.do

Egypt

Universal Agencies Co
26, Abdel Hamid Lotfy St.
Giza
Phone: (+20) 3 761 57 57

Estonia

Husqvarna Eesti OÜ
Valdeku 132
EE-11216 Tallinn
info@gardena.ee

Finland

Oy Husqvarna Ab
Juurakotie 5 B 2
01510 Vantaa
www.gardena.fi

France

Husqvarna France
9/11 Allée des pierres mayettes
92635 Gennevilliers Cedex
France
http://www.gardena.com/fr
N° AZUR: 0 810 00 78 23
(Prix d'un appel local)

Georgia

Transporter LLC
#70, Belashvili street
0159 Tbilisi, Georgia
Number: (+995) 322 14 71 71
info@transporter.com.ge
www.transporter.com.ge

Service Address and

Importer to Great Britain
Husqvarna UK Ltd
Preston Road
Aycliffe Industrial Park
Newton Aycliffe
County Durham
DL5 6UP
Phone: (+44) (0) 344 844 4558
info.gardena@husqvarna.co.uk

Greece

Π.ΠΑΠΑΔΟΠΟΥΛΟΣ ΑΕΒΕ
Λεωφ. Αθηνών 92
Αθήνα
T.K.104 42
Ελλάδα
Τηλ. (+30) 210 5193 100
info@papadopoulos.com.gr

Hong Kong

Tung Tai Company
151-153 Hoi Bun Road
Kwun Tong, Kowloon
Hong Kong
Phone: (+852) 3583 1662
admin@tungtaico.com

Hungary

Husqvarna Magyarország Kft.
Ezred u. 1 – 3
1044 Budapest
Phone: (+36) 1 251-4161
vevoszolgalat.husqvarna@
husqvarna.hu

Iceland

BYKO ehf.
Skemmuvegi 2a
200 Kópavogur
Phone: (+354) 515 4000
byko@byko.is

MHG Verslun ehf
Vikurhvarf 8
203 Kópavogur
Phone: (+354) 544 4656

India

B K RAMAN AND CO
Plot No. 185, Industrial Area,
Phase-2, Ram Darbar
Chandigarh
160002 India
Phone: (+91) 98140 06530
raman@jaganhardware.com

Iraq

Alshiemal Alakhdar Company
Al-Faysaliah, Near Estate Bank
Mosul
Phone: (+964) 78 18 18 4675

Ireland

Lifey Distributors Ltd.
309 NW Business Park, Ballycoolen
15 Dublin
Phone: (+353) 1 824 2600
info@lifeyd.com

Israel

HACARIN LTD.
2 Nahal Harif St.
8122201 Yavne
internet@hagarin.co.il
Phone: (+972) 8-932-0400

Italy

Husqvarna Italia S.p.A.
Centro Direzionale Planum
Via del Lavoro 2, Scala B
22036 ERBA (CO)
Phone: (+39) (0) 31 4 14 77 00
assistenza.italia@it.husqvarna.com

Japan

Husqvarna Zenoah Co. Ltd. Japan
1-9 Minamidai, Kawagoe
350-1165 Saitama
Japan
gardena-jp@husqvarnagroup.com

Kazakhstan

ТОО "Ламазд"
Russian
Адрес: Қазақстан, г. Алматы,
ул. Тажибаевой, 155/1
Тел.: (+7) (727) 355 64 00 /
(+7) (700) 355 64 00
lamed@lamed.kz

Kazakh

Мекен-жайы: Қазақстан,
Алматы қ.,
көш. Тажибаевой, 155/1
Тел.: (+7) (727) 355 64 00 /
(+7) (700) 355 64 00
lamed@lamed.kz

Kuwait

Palms Agro Production Co
Al Rai- Fourth Ring Road – Block 56.
P.O Box: 1976 Safat
13020 Al-Rai
Phone: (+965) 24 73 07 45
info@palms-kw.com

Kyrgyzstan

ООО Алье Мәки
Av. Molodaya Guardia 83
720014 Bishkek
Kyrgyzstan
Phone: (+996) 312 322115

Latvia

Husqvarna Latvija SIA
Ulbrokas 19A
LV-1021 Riga
info@gardena.lv

Lebanon

Technomec
Safa Highway (Beirut – Tripoli) Center
622 Mezher Bldg.
P.O.Box 215
Jounieh
Phone: (+961) 9 853527 /
(+961) 3 855481
tecnomec@idrm.net.lb

Lithuania

UAB Husqvarna Lietuva
Ateities pl. 77C
LT-52104 Kaunas
info@gardena.lt

Luxembourg

Magasins Jules Neuberg
39, rue Jacques Stas
Luxembourg-Gasperich 2549
Case Postale No. 12
Luxembourg 2010
Phone: (+352) 40 14 01 01
api@neuberg.lu

Malaysia

Glomedic International Sdn Bhd
Jalan Ruang No. 30
Shah Alam, Selangor
40150 Malaysia
Phone: (+60) 3-7734 7997
oase@glomedic.com.my

Malta

I.V. Portelli & Sons Ltd.
85, 86, Triq San Pawl
Rabat - RBT 1240
Phone: (+356) 2145 4289

Mauritius

Espace Maison Ltée
La City Trianon, St Jean
Quatre Bornes
Phone: (+230) 401 6950
info@espacemaison.mu

Mexico

AFOSA
Av. Lopez Mateos Sur # 5019
Col. La Calma 45070
Zapopan, Jalisco, Mexico
Phone: (+52) 33 3818-3434
isolis@afosa.com.mx

Moldova

Convel SRL
Republica Moldova,
mun. Chisinau,
str. Muncești 284
Phone: (+373) 22 857 126
www.convel.md

Mongolia

Soyolf Gardening Shop
Namiir Rd
Ulaanbaatar
14230 Mongolia
Phone: +976 7777 5080
soyolf@magicnet.mn

Morocco

Prokip
64 Rue de la Participation
Casablanca-Roches Noires
20303 Morocco
Phone: (+212) 661342107
hicham.hafani@prokip.ma

Netherlands

Husqvarna Nederland B.V.
GARDENA Division
Postbus 50131
1305 AC ALMERE
Phone: (+31) 36 521 00 10
info@gardena.nl

Neth. Antilles

Jonka Enterprises N.V.
Sta. Rosa Weg 196
P.O. Box 8200
Curaçao
Phone: (+599) 9 767 66 55
info@jonka.com

New Zealand

Husqvarna New Zealand Ltd.
PO Box 76-437
Manukau City 2241
Phone: (+64) (0) 9 9202410
support.nz@husqvarna.co.nz

North Macedonia

Sinpeks d.o.o.
Ul. Kravarski Pat Bb
7000 Bitola
Phone: (+389) 47 20 85 00
sinpeks@mt.net.mk

Norway

Husqvarna Norge AS
Gardena Division
Trøskenveien 36
1708 Sarpsborg
info@gardena.no

Northern Cyprus

Mediterranean Home & Garden
No 150 Alsancak, Karaoglanolu
Caddesi
Girne
Phone: (+90) 392 821 33 80
info@medgardener.com

Oman

General Development Services
PO 1475, PC - 111
Seeb
111 Oman
Phone: 968 24 58 28 16
gdsoman@gdsoman.com

Paraguay

Agrofield SRL
AV. CHOFERES DEL CHACO
1449 C/25 DE MAYO
Asuncion
Phone: (+595) 21 608 656
consultas@agrofield.com.py

Peru

Sierras y Herramientas Forestal SAC
Av. Las Gaviotas 833, Chorrillos
Lima
Phone: (+51) 1 2 52 02 52
supervisorventas1@siersac.com
www.siersac.com

Philippines

Royal Dragon Traders Inc
10 Linaw Street, Barangay Saint
Peter
Quezon City
1114 Philippines
Phone: (+63) 2 7426893
aida.fernandez@rdti.com.ph

Poland

Gardena Service Center Vrbno
c/o Husqvarna Manufacturing
CZ s.r.o.
Jesenická 146
79326 Vrbno pod Prademem
Czech Republic
Phone: (22) 336 78 90
servis@gardena.pl

Portugal

Husqvarna Portugal, SA
Lagoa - Albarraque
2635 - 595 Rio de Mouro
Phone: (+351) 21 922 85 30
Fax: (+351) 21 922 85 36
info@gardena.pt

Romania

Madex International Srl
Soseaua Odaia 117-123,
RO 013603 Bucuresti, S1
Phone: (+40) 21 352 7603
madex@ines.ro

Russia/Россия

ООО „Лускварна“
141400, Московская обл.,
г. Химки,
улица Ленинградская,
владение 39, стр.6
Бизнес Центр
„Химки Бизнес Парк“,
помещение ОБО2_04
http://www.gardena.ru

Saudi Arabia

SACO
Takhassusi Main Road P.O. Box:
86387
Riyadh 12863
40011 Saudi Arabia
Phone: (966) 11 482 8877
webmaster@saco-ksa.com

Al Futtaim Pioneer Trading

5147 Al Faraq Dist.
Riyadh 7991
Phone: (+971) 4 206 6700
Owais.Khan@alfuttaim.com

Serbia

Domel d.o.o.
Slobodana Đurica 21
11000 Belgrade
Phone: (+381) 11 409 57 12
office@domel.rs

Singapore

Hy-Play PRIVATE LIMITED
40, Jalan Pemimpin
#02-08 Tat Ann Building
Singapore 577185
Phone: (+65) 6253 2277
info@hyray.com.sg

Slovak Republic

Gardena
Service Center Vrbno
c/o Husqvarna
Manufacturing CZ s.r.o.
Jesenická 146
79326 Vrbno pod Prademem
Phone: 0800 154044
servis@gardena.sk

Slovenia

Husqvarna Austria GmbH
Industriezeile 36
4010 Linz
Phone: (+43) 732 77 01 01-485
service.gardena@
husqvarnagroup.com

South Africa

Husqvarna South Africa (Pty) Ltd
Lifestyle Business Park – Ground
Floor Block A
Cnr Beyers Naude Drive and
Ysterhout Road
Randpark Ridge, Randburg
Phone: (+27) 10 015 5750
service@gardena.co.za

South Korea

Kyung Jin Trading Co., Ltd
8F Haengbok Building,
210, Gangnam-Daero
137-891 Seoul
Phone: (+82) 2 574 6300
kjh@kjh.co.kr

Spain

Husqvarna España S.A.
Calle de Rivas nº 10
28052 Madrid
Phone: (+34) 91 708 05 00
atencioncliente@gardena.es

Sri Lanka

Hunter & Company Ltd.
213 Front Street
Colombo
Phone: 94-11 232 81 71
hunters@eureka.lk

Suriname

Deto Handelmaatschappij N.V.
Kernkampweg 72-74
P.O. Box: 12782
Paramaribo
Suriname
Phone: (+597) 4380 50
info@deto.sr

Sweden

Husqvarna AB/
GARDENA Sverige
Drottninggatan 2
561 82 Huskvarna
Sverige
Phone: (+46) (0) 36-14 60 02
service@gardena.se

Switzerland/Schweiz

Husqvarna Schweiz AG
Consumer Products
Industriestrasse 10
5506 Mägenwil
Phone: (+41) (0) 62 887 37 90
info@gardena.ch

Taiwan

Hong Ying Trading Co., Ltd.
No. 46 Wu-Kun-Wu Road
New Taipei City
Phone: (+886) (02) 298 1486
salesgd1@7friends.com.tw

Tajikistan

ARIERS JV LLC
39, Ayri Street, 734024
Dushanbe, Tajikistan

Thailand

Spica Co. Ltd
243/2 Omnuh Rd., Prawat
Bangkok
10250 Thailand
Phone: (+66) (0)2721 7373
surapong@spica-siam.com

Tunisia

Société du matériel agricole et
maritime
Nouveau port de peche de Sfax
Bp 33
Sfax 3065
Phone: (+216) 98 419047/
(+216) 74 497614
commercial@smamtunisia.com

Türkiye

Dost Bahçe
Yunus Mah. Adil Sk. No:3
Kartal
İstanbul
34873 Türkiye
Phone: (+90) 216 389 39 39

Turkmenistan

I.E. Orazmammedov
Nurmuhmet
80 Ataturk, BERKARAR Shopping
Center,
Ground floor, A77b,
Ashgabat 744000
TURKMENISTAN
Phone: (+993) 12 468859
Mob: (+993) 62 222887
info@jayhyzmat.com/
bekgiyev@jayhyzmat.com
www.jayhyzmat.com

UAE

Al-Futtaim ACE Company
L.L.C Building, Al Rebat Street
Festival City, Dubai
7880 UAE
Phone: (+971) 4 206 6700
ace@alfuttaim.ae

Ukraine/Україна

AT «Альцест»
вул Петропавлівська 4
08130, Київська обл.
Киев-Святошинський
р-н. с. Петропавлівська
Борщагівка
Україна
Тел.: (+38) 0 800 503 000

Uruguay

FELI SA
Entre Rios 1083
11800 Montevideo
Phone: (+598) 2203 1844
info@felisa.com.uy

Uzbekistan

AGROHOUSE MChJ
O'zbekiston, 111112
Toshkent viloyati
Toshkent tumani
Hasanboy QFY, THAY yogasida
Phone: (+998)-93-5414141
(+998)-71-2096868
info@agro.house
www.agro.house

Vietnam

Vision Joint Stock Company
BT1-17, Khu biet thu – Khu Doan
ngoi giao Nguyen Xuan Khoat
Xuan Dinh, Bac Tu Liem
Hanoi, Vietnam
Phone: (+8424)-38462833/34
quynhnm@visionjsc.com.vn

Zimbabwe

Cutting Edge
159 Citroen Rd, Msasa
Harare
Phone: (+263) 8677 008685
sales@cuttingedge.co.zw

12222-20.960.01/0322

© GARDENA Manufacturing GmbH
D-89079 Ulm
http://www.gardena.com